

# Valentine's Day Mentor Texts

- The Love Letter [Denise]
- XO, OX A Love Story [Rex]
- The Day It Rained Hearts [Bond]
- Hug Machine [Campbell]
- Lily's Chocolate Heart [Henkes]
- Live Is [Adams]
- Valentine Cat [Underwood]
- The Berenstain Bear's Valentine Party [Berenstain]
- Roses are Pink Your Feet Really Stink [de Groat]
- Happy Valentine's Day, Little Critter [Meyer]
- Snowy Valentine [Peterson]
- Valentine's Day Jitters [Danneberg]
- Happy Valentine's Day, Mouse! [Numeroff]
- Love You Till the Cows Come Home [Cristaldi]
- Ollie's Valentine Party [Dunrea]



# Valentine Heart Pop-up Card

## Supplies:



- One printed heart page
- One piece of cardstock for the backing
- Scissors
- Glue

## Directions:

1. Fold the paper in half on the dotted fold line.
2. Cut the top part of the heart only.
3. Open the page back up and crease the page along the 2 sides of the bottom of the heart.
4. Then. Holding the top of the heart, gently pull it toward you as you fold the card closed around it.
5. The heart should pop out from the page when you open the card.
6. Next, glue the card to a piece of cardstock. Be careful to only glue work all the parts around the heart, but not leave the heart free so it will pop back up when you are done.
7. Fold the card in half again making sure the heart pops forward as you fold.
8. Decorate and write your note.
9. Fill the heart with small notes, coupons for chores or hugs, paper flowers, or a few small candies.

There's a video demonstration [here](https://youtu.be/zuE9LFOg1kw).

<https://youtu.be/zuE9LFOg1kw>

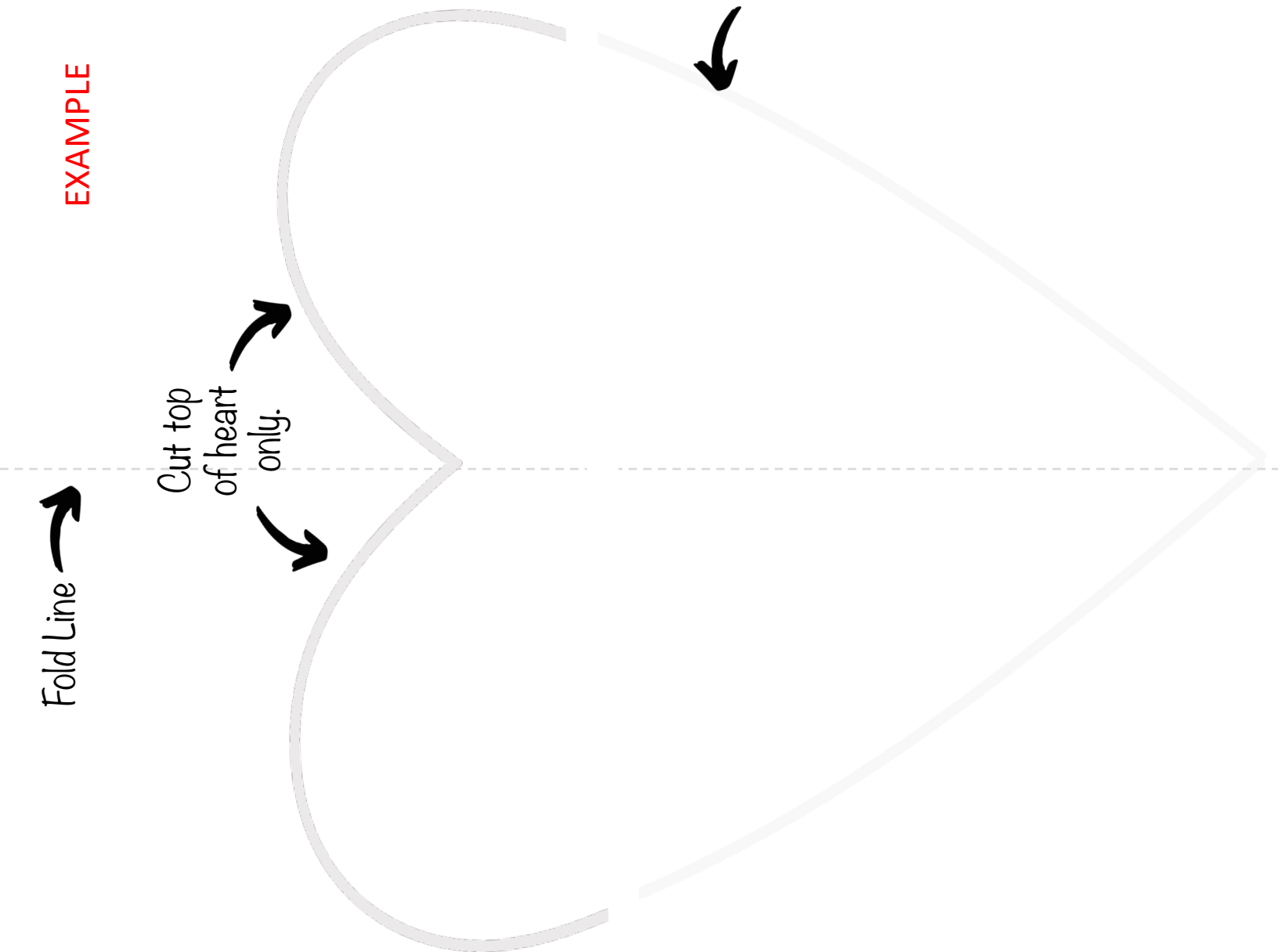



Fold Line →

EXAMPLE


Cut top  
of heart  
only.

DO NOT  
cut the  
bottom of  
the heart.  
You will  
crease  
the page  
here after  
cutting  
the top.





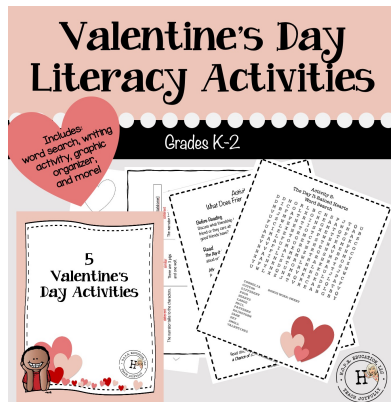
# Other resources you might like...



## Teaching Summarizing [link here](#)

Includes:

- Wordless Book List
- Mentor Text List
- Tip Sheet
- Activities
- Graphic Organizers
- A Summary Frame



## Valentine's Day Activities [link here](#)

Includes:

- 1 Word Search + Answer Key
- Printable Heart Templates
- 5 Activities for 2 Paired Mentor Texts
- 1 Graphic Organizer
- Lined Paper



## Compare and Contrast Activities [link here](#)

Includes:

- Tip Sheet
- 4 Activities
- Graphic Organizers
- Instructions and Teaching Tips

